



Noise Monitoring Result

Day Time (0700 - 1900hrs on normal weekdays)

Location: M1a - Harbour Road Sports Centre

Date	Time	Weather	Measurement Noise Level			Baseline Level	Construction Noise Level	Limit Level
			Leq	L10	L90	Leq	Leq	Leq
Unit: dB(A), (30-min)								
06/07/10	10:04	Sunny	73.4	75.6	69.0	69.2	71	75
13/07/10	09:50	Fine	73.2	75.8	68.4	69.2	71	75
20/07/10	09:45	Fine	75.6	77.8	71.8	69.2	74	75
27/07/10	10:12	Fine	72.0	74.9	68.9	69.2	69	75



Noise Monitoring Result

Day Time (0700 - 1900hrs on normal weekdays)

Location: M4a - Caseway Bay Community Centre

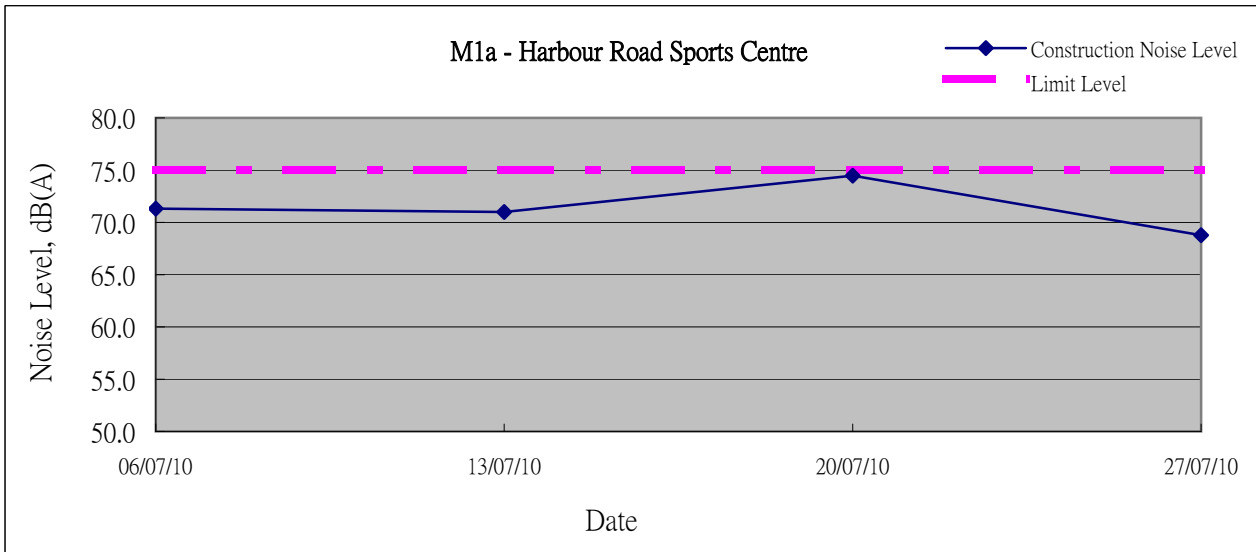
Date	Time	Weather	Measurement Noise Level			Baseline Noise Level	Construction Noise Level	Limit Level
			Leq	L10	L90	Leq	Leq	Leq
Unit: dB(A), (30min)								
29/06/10	15:16	Sunny	72.7	74.5	69.7	68.6	71	75
06/07/10	14:30	Sunny	71.1	72.5	68.9	68.6	68	75
13/07/10	10:40	Fine	71.0	72.4	68.6	68.6	67	75
20/07/10	15:30	Fine	70.1	71.7	67.7	68.6	65	75
27/07/10	15:34	Cloudy	72.4	74.4	69.8	68.6	70	75

Location: M5b - City Garden

Date	Time	Weather	Measurement Noise Level			Baseline Level	Construction Noise Level	Limit Level
			Leq	L10	L90	Leq	Leq	Leq
Unit: dB(A), (30min)								
29/06/10	13:27	Sunny	69.4	70.3	67.7	-	69	75
06/07/10	15:30	Sunny	72.2	72.9	71.1	-	72	75
13/07/10	13:10	Fine	69.1	69.9	68.0	-	69	75
20/07/10	13:30	Fine	69.5	71.0	66.5	-	70	75
27/07/10	13:55	Rainy	69.4	70.4	68.0	-	69	75

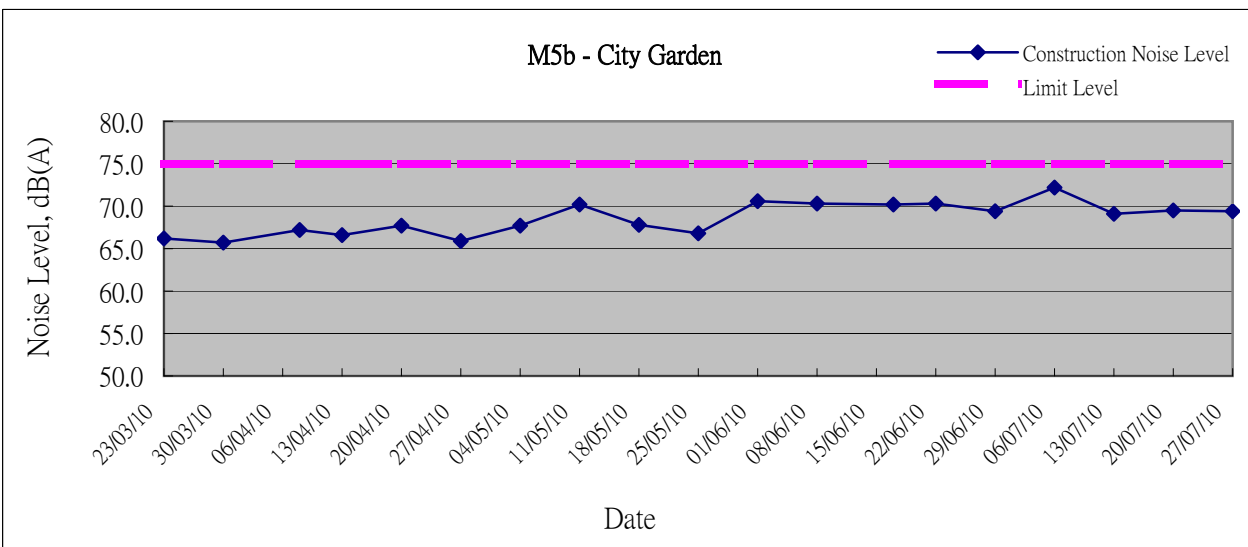
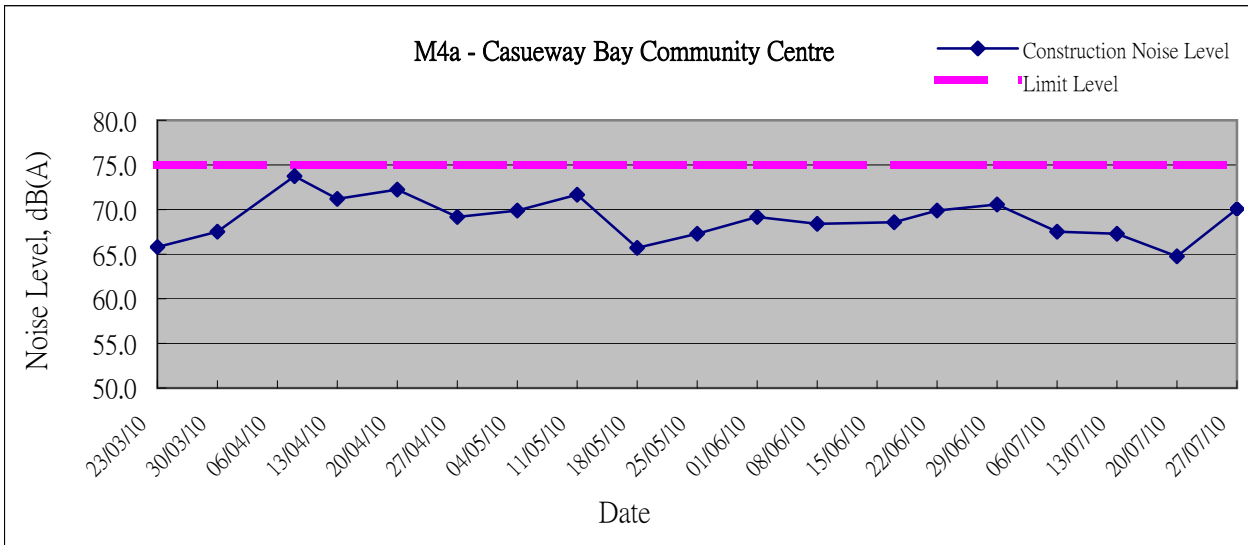
Graphic Presentation of Noise Monitoring Result

Day Time (0700 - 1900hrs on normal weekdays)



Graphic Presentation of Noise Monitoring Result

Day Time (0700 - 1900hrs on normal weekdays)





Noise Monitoring Result

Restricted Time (1900 - 2300 hrs on normal weekdays and 0700-2300 on holiday)

Location: M1a - Harbour Road Sports Centre

Date	Time	Weather	Measurement Noise Level			Average Noise Level	Baseline Level	Construction Noise Level	Limit Level
			Leq	L10	L90	Leq	Leq	Leq	Leq
Unit: dB(A), (5-min)									
13/07/10	21:14	Fine	76.1	78.8	70.9	74.1	60.1	74	70
	21:21		74.8	76.4	68.2				
	21:28		71.5	73.9	66.5				
20/07/10	21:09	Fine	71.4	73.3	68.9	72.0	60.1	72	70
	21:14		73.5	75.2	71.0				
	21:19		71.0	72.6	67.9				
27/07/10	21:08	Rainy	71.9	73.7	68.3	72.4	60.1	72	70
	21:13		73.9	74.3	69.5				
	21:19		71.5	74.0	67.4				



Noise Monitoring Result

Restricted Time (1900 - 2300 hrs on normal weekdays and 0700-2300 on holiday)

Location: M4a - Caseway Bay Community Centre

Date	Time	Weather	Measurement Noise Level			Average Noise Level	Baseline Noise Level	Construction Noise Level	Limit Level
			Leq	L10	L90	Leq	Leq	Leq	Leq
Unit: dB(A), (5-min)									
02/07/10	19:10	Fine	67.1	68.6	65.1	68.9	63.7	67	70
	19:16		69.4	71.1	67.1				
	19:22		70.2	72.0	67.5				
06/07/10	19:23	Fine	68.9	70.1	67.4	69.9	63.7	69	70
	19:29		70.4	72.1	69.1				
	19:37		70.4	72.5	69.9				
13/07/10	19:10	Fine	71.0	72.4	68.9	71.2	63.7	70	70
	19:16		71.3	72.6	69.2				
	19:22		71.4	73.1	68.7				
20/07/10	19:00	Fine	72.0	73.9	69.5	72.0	63.7	71	70
	19:05		72.1	73.5	69.8				
	19:10		71.8	73.3	69.2				
27/07/10	19:05	Cloudy	73.5	75.2	71.4	73.5	63.7	73	70
	19:10		73.6	74.8	71.6				
	19:16		73.3	74.9	71.0				

Location: M5b - City Garden

Date	Time	Weather	Measurement Noise Level			Average Noise Level	Baseline Level	Construction Noise Level	Limit Level
			Leq	L10	L90	Leq	Leq	Leq	Leq
Unit: dB(A), (5-min)									
02/07/10	20:02	Fine	68.1	69.3	66.7	68.1	-	68	70
	20:10		69.0	70.7	66.766.0				
	20:18		67.2	68.1	66.0				
06/07/10	19:00	Fine	70.0	70.7	69.0	70.0	-	70	70
	19:06		69.7	70.1	69.3				
	19:12		70.2	70.7	69.3				
13/07/10	19:56	Fine	67.4	68.3	66.3	67.3	-	67	70
	20:02		67.0	67.7	65.9				
	20:07		67.5	68.5	66.3				
20/07/10	19:35	Fine	67.6	68.7	66.1	68.1	-	68	70
	19:40		68.5	70.4	66.1				
	19:48		68.1	69.5	66.3				
27/07/10	19:37	Cloudy	68.3	69.1	66.8	68.6	-	69	70
	19:44		68.9	69.4	67.2				
	19:49		68.7	70.0	67.0				



Graphic Presentation of Noise Monitoring Result

Restricted Time (1900 - 2300 hrs on normal weekdays and 0700-2300 on holiday)

